

Module 13 ANGLE PROPERTIES (PARALLEL LINES)

Examiner only

14.

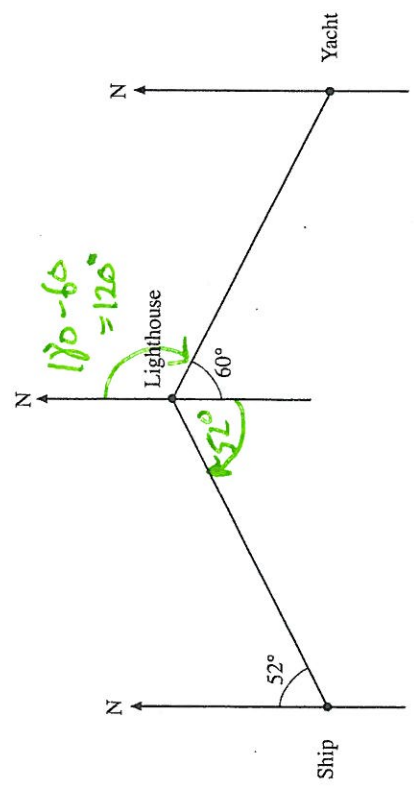


Diagram not drawn to scale.

Write down the bearing of

(a) the yacht from the lighthouse,

120°

[1]

(b) the ship from the lighthouse.

180 + 52 = 232°

[2]

Examiner only

14. (a) Calculate the size of each of the angles marked  $x$ ,  $y$  and  $z$  in the diagram below.

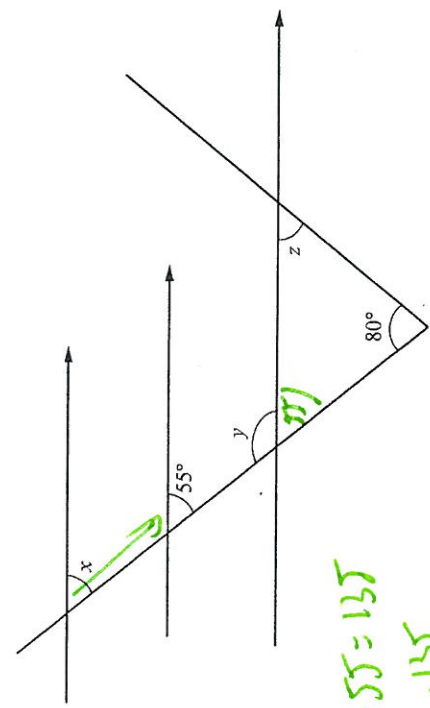


Diagram not drawn to scale

80 + 55 = 135  
 $z = 180 - 135 = 45^\circ$

180 - 55 = 125

$x = 55^\circ$       $y = 125^\circ$       $z = 40^\circ$

[4]

(b) Calculate the size of each of the exterior angles of a regular pentagon.

3 Pentagon 5 sides

360 ÷ 5 = 72°

[3]



(c)

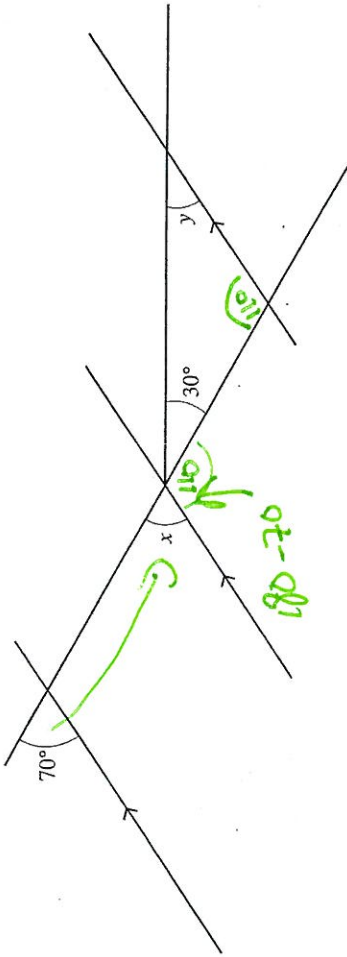


Diagram not drawn to scale.

$110 + 30 = 140$

Find the sizes of the angles marked  $x$  and  $y$ .

$y = 180 - 140$

$x = 70$        $y = 40$

[3]

4. Five numbers have a median of 9, a mode of 10, a range of 5 and mean of 8.

Find the five numbers.

Write your numbers in order in the boxes.

--	--	--	--	--

[4]