

JUNE 10 P1

# ANGLE PROPERTIES (PARALLEL LINES)

Examiner only

14.

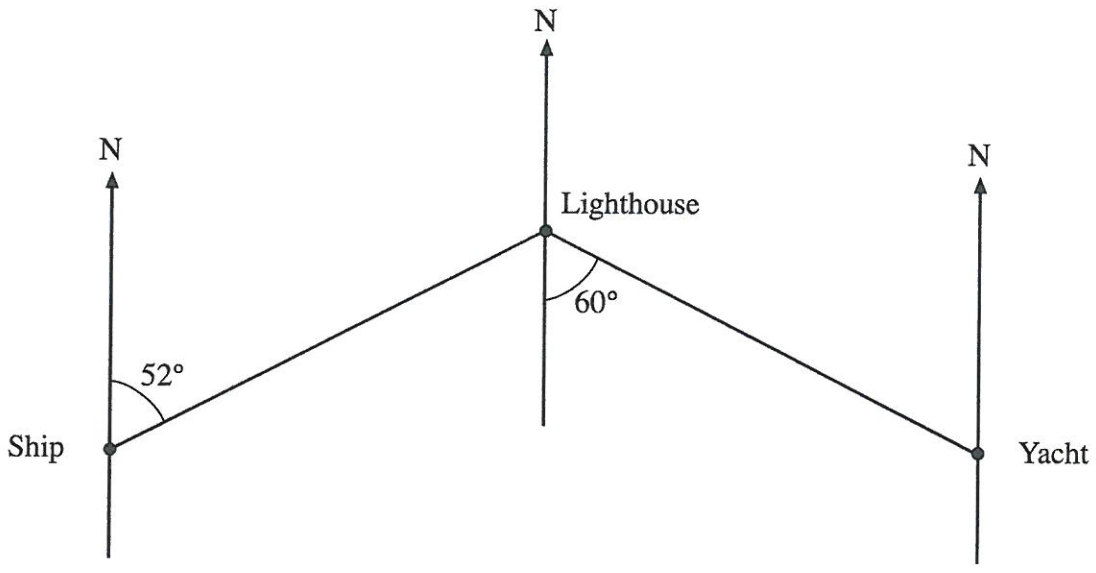


Diagram not drawn to scale.

Write down the bearing of

(a) the yacht from the lighthouse,

..... [1]

(b) the ship from the lighthouse.

.....  
..... [2]

Nov 09 P1

(c)

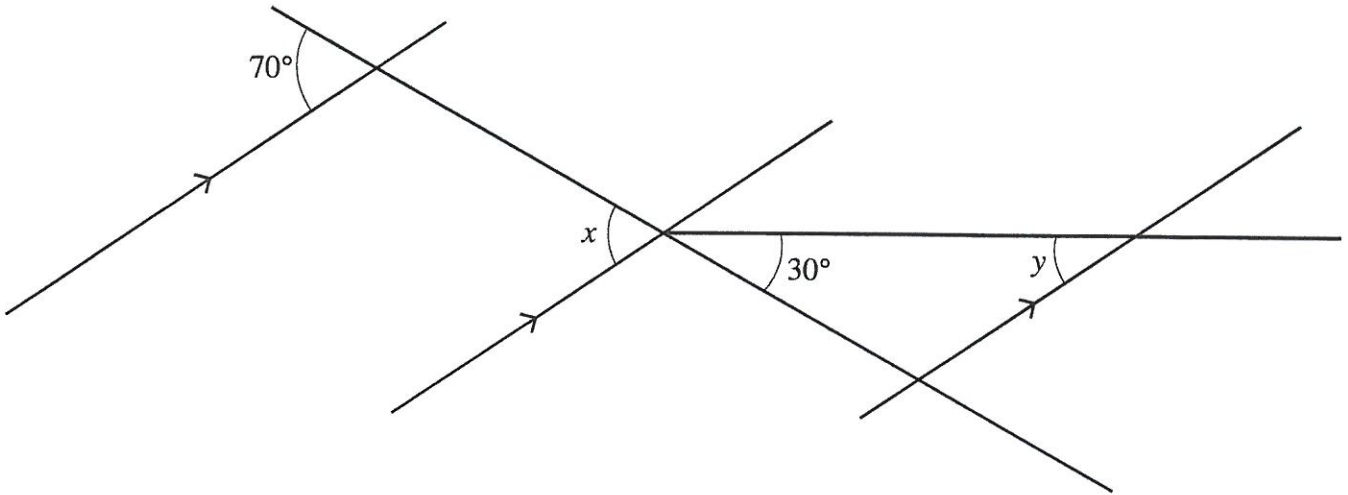


Diagram not drawn to scale.

Find the sizes of the angles marked  $x$  and  $y$ .

.....  
.....

$x = \dots\dots\dots^\circ$        $y = \dots\dots\dots^\circ$

[3]

- ~~14.~~ Five numbers have a median of 9, a mode of 10, a range of 5 and mean of 8.  
Find the five numbers.  
Write your numbers in order in the boxes.

.....  
.....  
.....  
.....

--	--	--	--	--

[4]

June 17 P1

14. (a) Calculate the size of each of the angles marked  $x$ ,  $y$  and  $z$  in the diagram below.

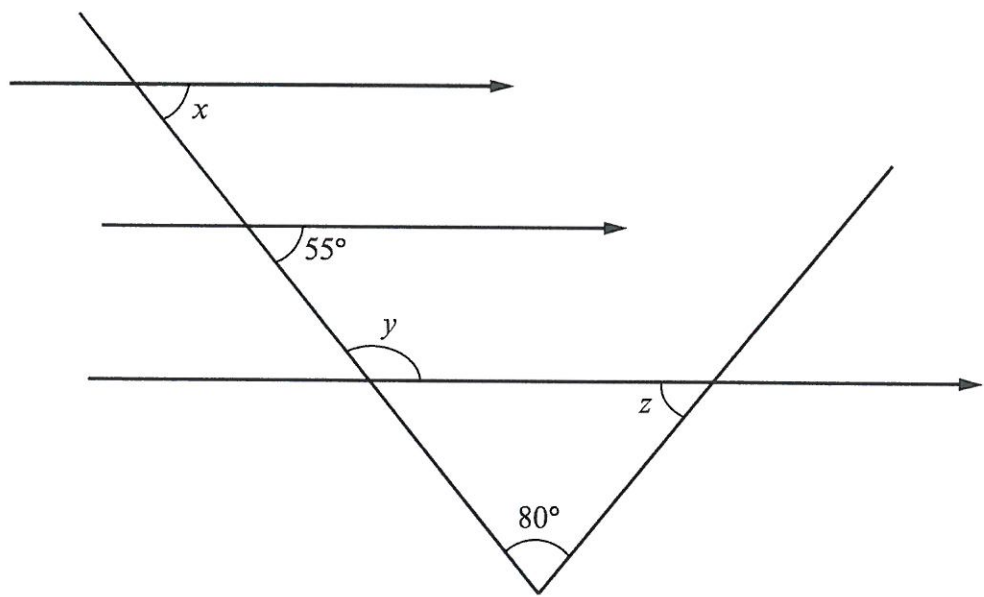


Diagram not drawn to scale

.....  
.....  
.....  
.....

$x = \dots\dots\dots^\circ$      $y = \dots\dots\dots^\circ$      $z = \dots\dots\dots^\circ$

[4]

(b) Calculate the size of each of the exterior angles of a regular pentagon.

.....  
.....  
.....  
.....  
.....

[3]



Nov 09 P1

# ANGLE PROPERTIES (POLYGONS & LINES)

Examiner only

10. (a) Find the size of the angle marked  $x$ .

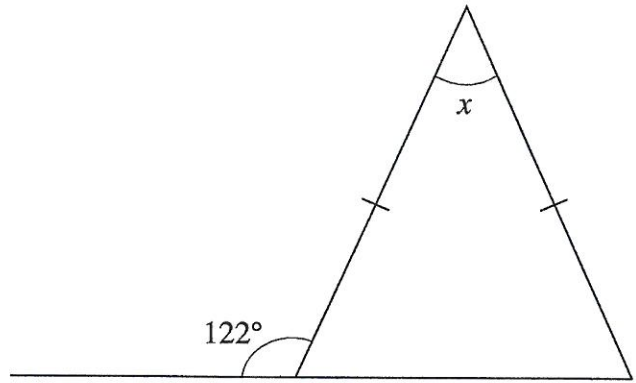


Diagram not drawn to scale.

.....

.....

.....

$x = \dots\dots\dots^\circ$

[3]

(b) Find the size of the angle marked  $y$ .

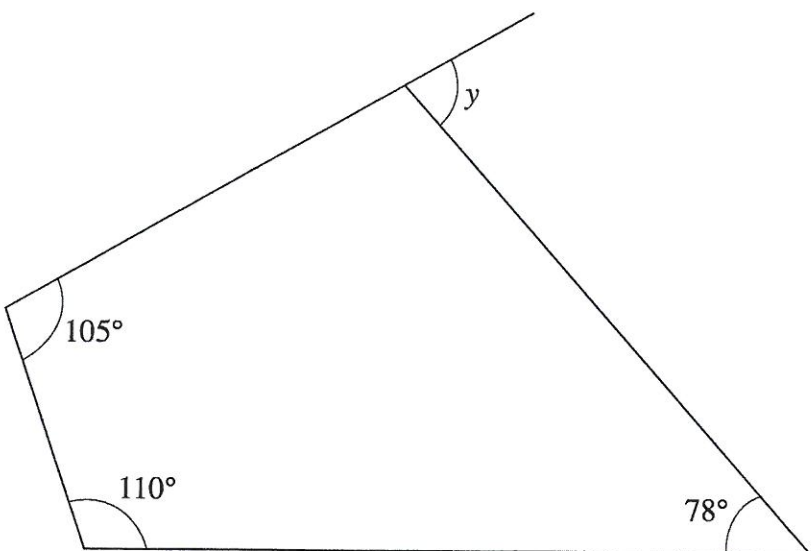


Diagram not drawn to scale.

.....

.....

.....

$y = \dots\dots\dots^\circ$

[3]

Nov 11 P1

11. (a) Calculate the size of the angle marked  $x$ .

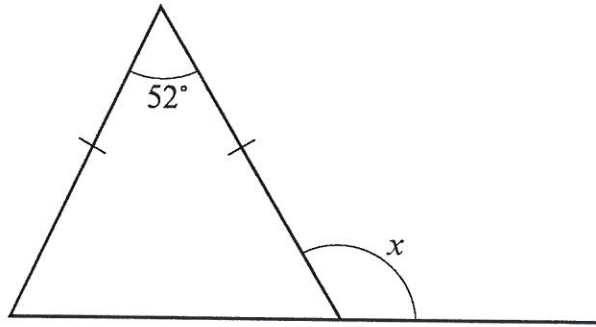


Diagram not drawn to scale

.....

.....

.....

.....

$x = \dots\dots\dots^\circ$

[3]

(b) Calculate the size of the angle marked  $y$ .

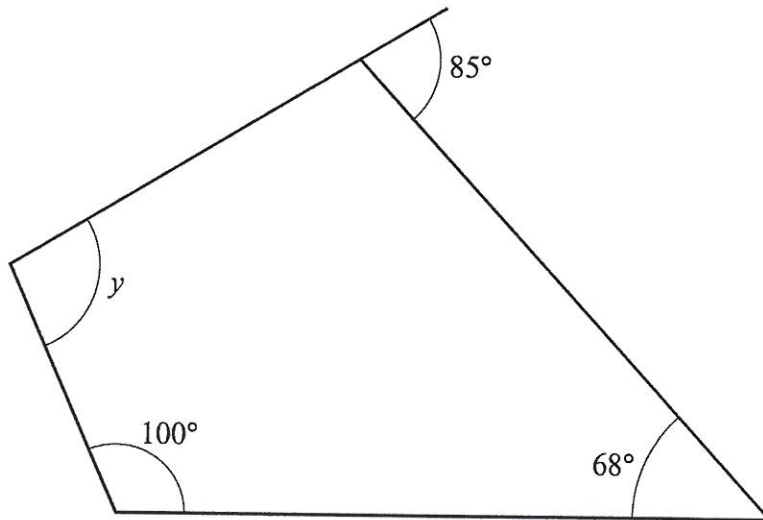


Diagram not drawn to scale

.....

.....

.....

.....

$y = \dots\dots\dots^\circ$

[3]

Nov 10 P1

11. (a) Find the size of the angle marked  $x$ .

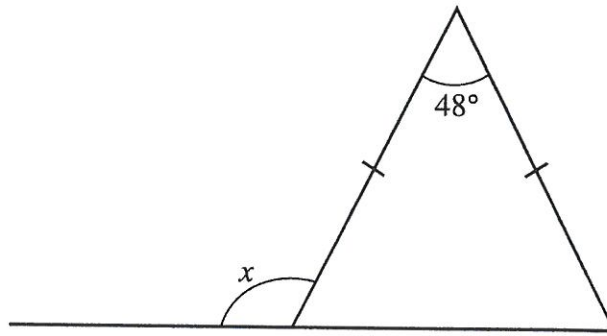


Diagram not drawn to scale

.....

.....

.....

.....

.....

$x = \dots\dots\dots^\circ$

[3]

(b) Find the size of the angle marked  $y$ .

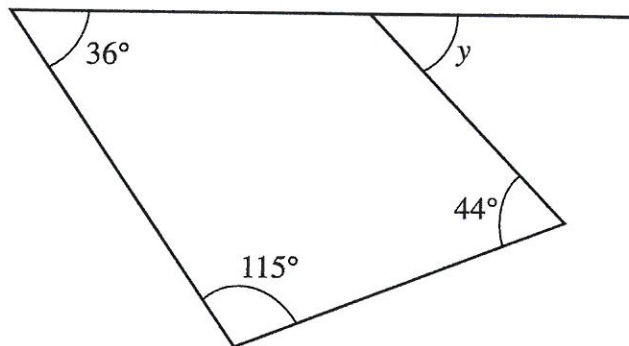


Diagram not drawn to scale

.....

.....

.....

.....

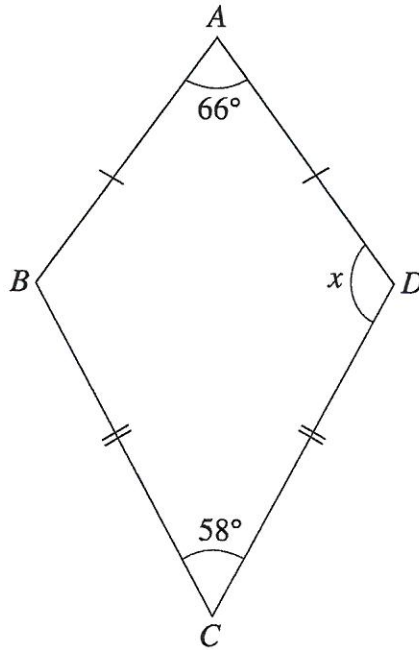
.....

$y = \dots\dots\dots^\circ$

[3]

JUNE 10 P1

11. (a)  $ABCD$  is a kite. Calculate the size of the angle marked  $x$ .



.....

.....

.....

.....

[3]

~~(b)~~

A cone is labelled **P**.  
A tetrahedron is labelled **Q**.  
A square-based pyramid is labelled **R**.  
A cuboid is labelled **S**.  
Complete the following table. One has been done for you.

Property of the shape	Label on shape
It has one circular face	<b>P</b>
All its faces are rectangles	
It has exactly 5 vertices	
All its faces are triangles	

[3]

June 17 P1

12. In the diagram below  $ABCD$  is a square, the triangle  $BDE$  is isosceles with  $DE = DB$ , and the triangle  $BEF$  is equilateral.

Calculate the size of  $\hat{DEF}$ .

[5]

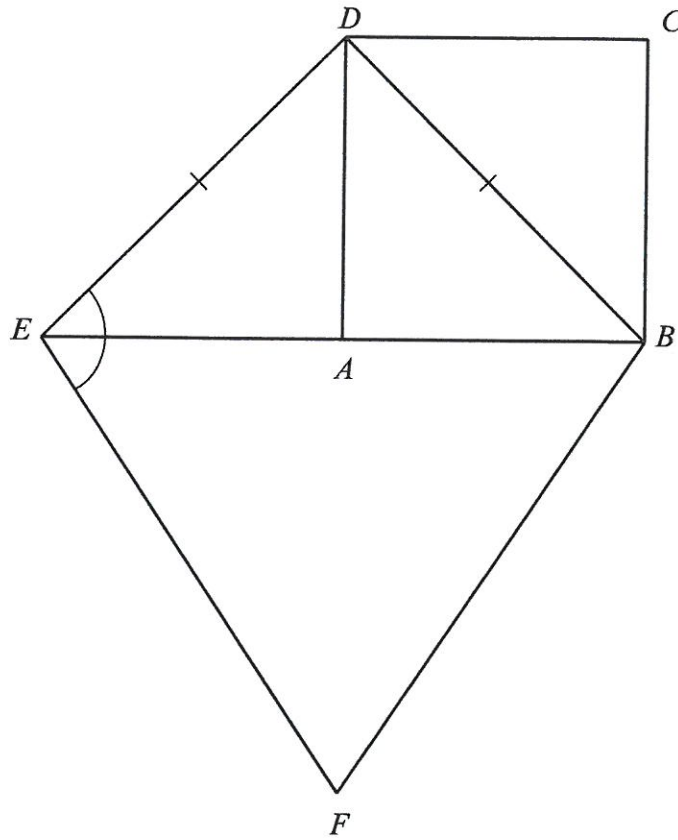


Diagram not drawn to scale

.....

.....

.....

.....

.....

.....

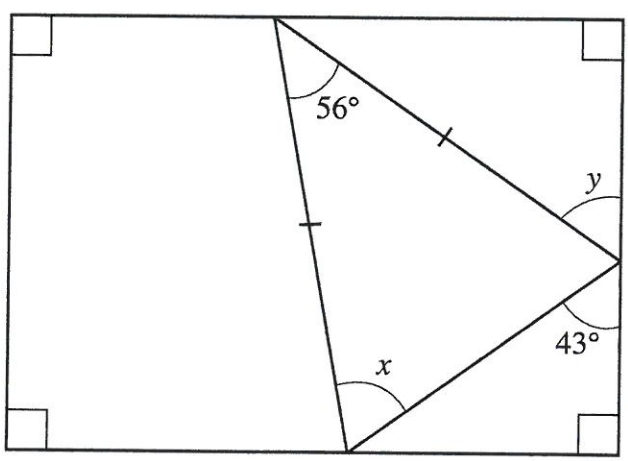
.....





JUNE 09 P1

13.



(a) Find the size of the angle marked  $x$ .

.....  
.....  
.....  
.....

[3]

(b) Find the size of the angle marked  $y$ .

.....  
.....  
.....  
.....  
.....

[3]